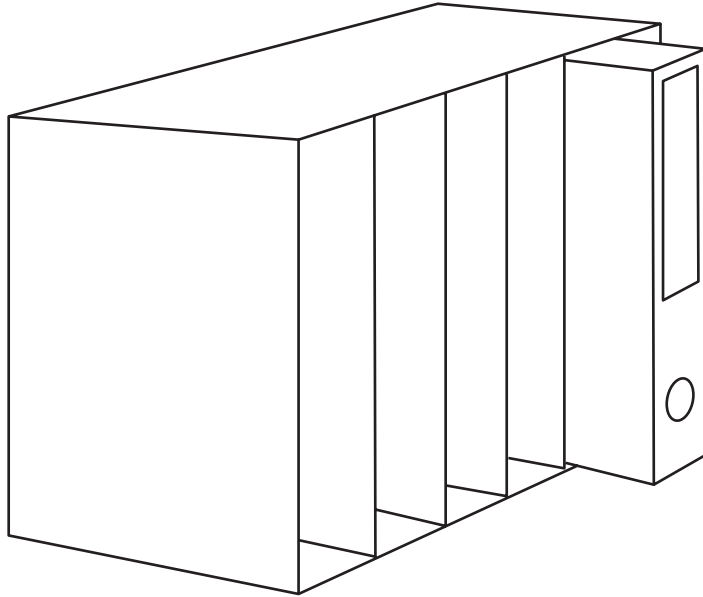




Stoaway Filing Systems (UK) Ltd.

Email: [info@stoaway.co.uk](mailto:info@stoaway.co.uk)



### Lever Arch Filing Modules

Codes: LAFMoy5  
LAFMoy2/A5

#### Products designed to fit these modules

Box file	BF85oy packed in 6's (A4 only)
Lids	L580oy5c packed in 5's (A4)
Lids	L580oy5 packed in 5's (A5)

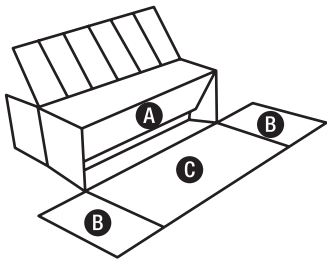
Files not included

#### Assembled Dimensions

580 x 290 x 375mm LAFMoy5  
580 x 220 x 245mm LAFMoy2/A5

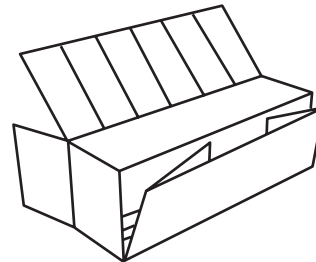
### Assembly instructions for:

Lever Arch filing module LAFMoy5 & LAFMoy2/A5



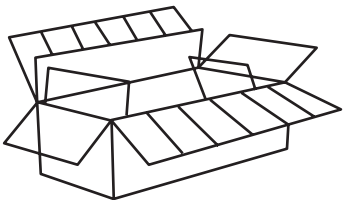
1

Fold flap A into box  
Fold flap B into box




2

Fold flaps B and C through  
90 degrees to form back  
of panel organiser



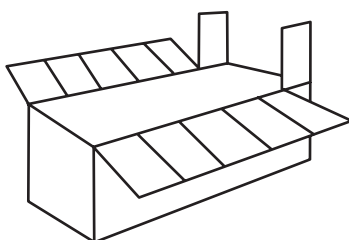
3

Turn module onto its back  
- draw flaps B upward against side walls.  
Push flap A down onto base of module.  
Fold flaps B inward to form inner lining



4

Fold partition in half and  
fold end strips outwards  
along perforations



5

Align first partition between 1st and 2nd pair of spacers.  
Fold first pair of spacers into box and secure tab in slot.  
Repeat for remaining partitions